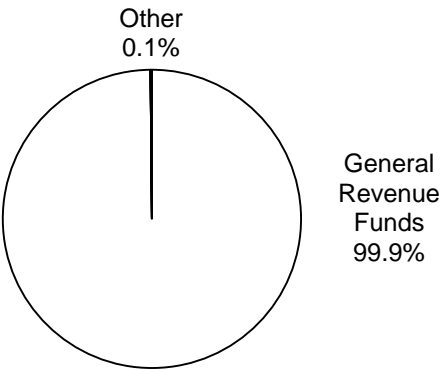


Section 1

Method of Financing	2012-13 Base	2014-15 Recommended	Biennial Change	% Change
General Revenue Funds	\$10,416,900	\$10,340,830	(\$76,070)	(0.7%)
GR Dedicated Funds	\$0	\$0	\$0	0.0%
Total GR-Related Funds	\$10,416,900	\$10,340,830	(\$76,070)	(0.7%)
Federal Funds	\$0	\$0	\$0	0.0%
Other	\$15,460	\$15,460	\$0	0.0%
All Funds	\$10,432,360	\$10,356,290	(\$76,070)	(0.7%)

RECOMMENDED FUNDING  
BY METHOD OF FINANCING

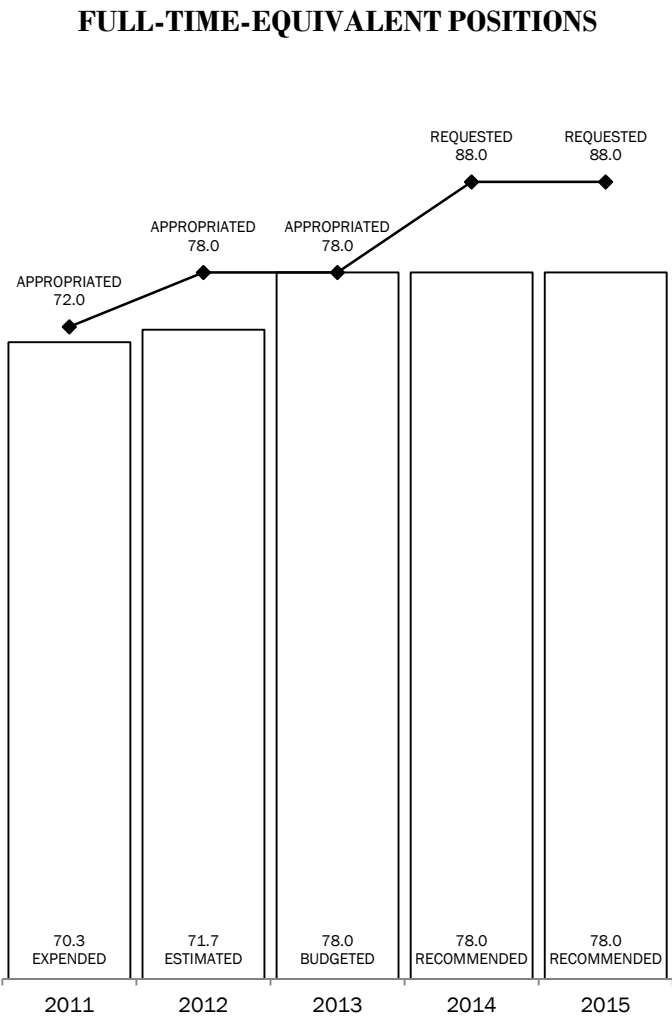
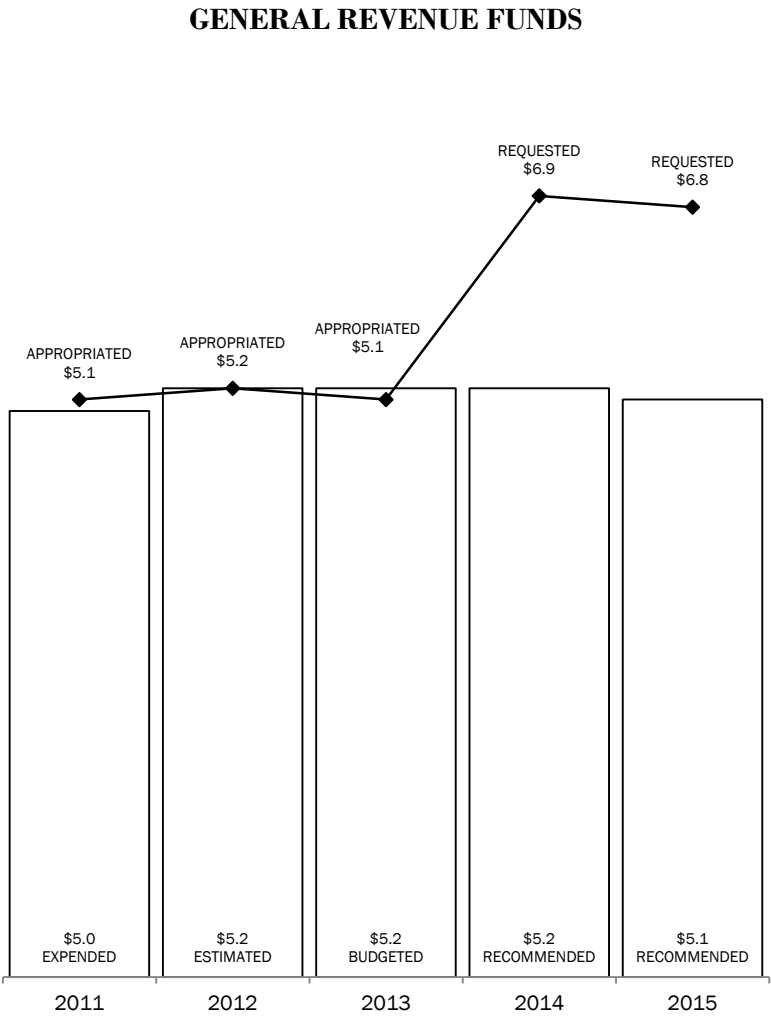
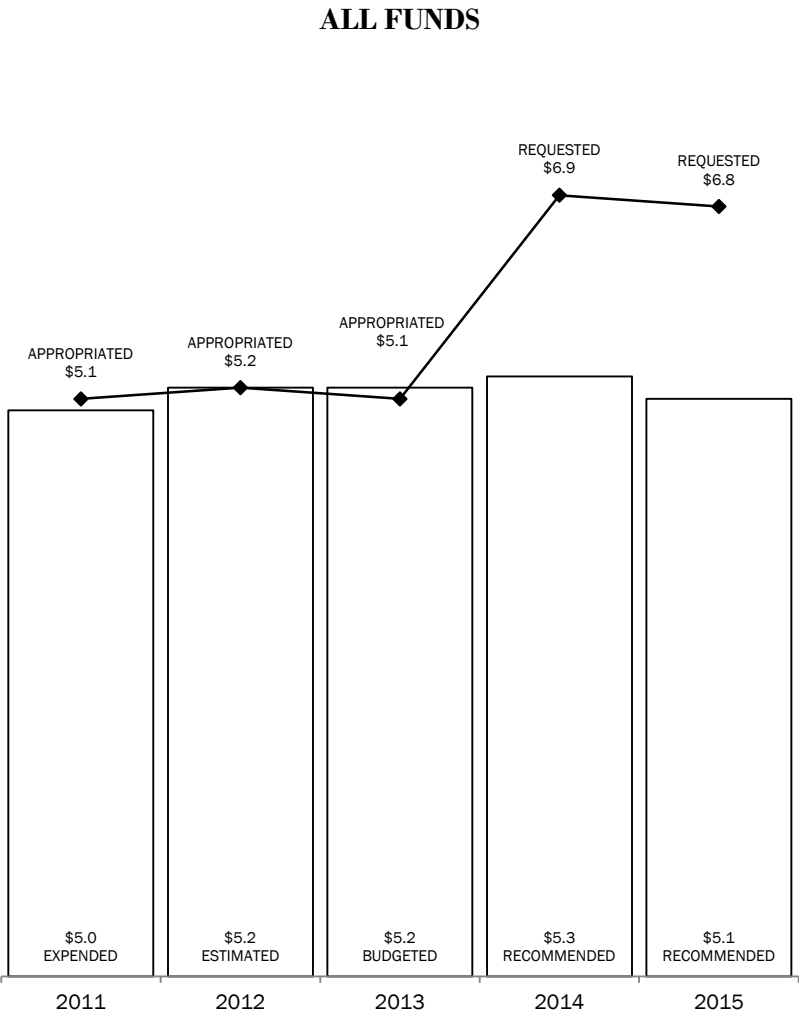


The bill pattern for this agency (2014-15 Recommended) represents an estimated 100% of the agency's estimated total available funds for the 2014-15 biennium.

	FY 2013 Budgeted	FY 2015 Recommended	Biennial Change	% Change
FTEs	78.0	78.0	0.0	0.0%

Section 1  
Board of Pharmacy  
2014-2015 BIENNIUM  
IN MILLIONS

TOTAL= \$10.4 MILLION



Section 2

Board of Pharmacy  
Summary of Recommendations - Senate, By Method of Finance -- ALL FUNDS

Strategy/Goal	2012-13 Base	2014-15 Recommended	Biennial Change	% Change	Comments
LICENSING A.1.1	\$1,577,633	\$1,541,153	(\$36,480)	(2.3%)	
TEXAS.GOV A.1.2	\$439,130	\$346,926	(\$92,204)	(21.0%)	
<b>Total, Goal A, MAINTAIN STANDARDS</b>	<b>\$2,016,763</b>	<b>\$1,888,079</b>	<b>(\$128,684)</b>	<b>(6.4%)</b>	Recommendations decrease General Revenue by \$92,204 due to an agency anticipated reduction in Texas.gov subscription fees
ENFORCEMENT B.1.1	\$6,654,054	\$6,735,572	\$81,518	1.2%	
PEER ASSISTANCE B.1.2	\$358,398	\$358,398	\$0	0.0%	
<b>Total, Goal B, ENFORCE REGULATIONS</b>	<b>\$7,012,452</b>	<b>\$7,093,970</b>	<b>\$81,518</b>	<b>1.2%</b>	
LICENSING - INDIRECT ADMINISTRATION C.1.1	\$182,412	\$178,587	(\$3,825)	(2.1%)	
ENFORCEMENT-INDIRECT ADMINISTRATION C.1.2	\$1,220,733	\$1,195,654	(\$25,079)	(2.1%)	
<b>Total, Goal C, INDIRECT ADMINISTRATION</b>	<b>\$1,403,145</b>	<b>\$1,374,241</b>	<b>(\$28,904)</b>	<b>(2.1%)</b>	
<b>Grand Total, All Strategies</b>	<b>\$10,432,360</b>	<b>\$10,356,290</b>	<b>(\$76,070)</b>	<b>(0.7%)</b>	Recommendations decrease General Revenue by \$76,070 over the biennium as a result of the following recommendations: \$92,204 decrease in Texas.gov appropriations; \$22,866 decrease for the controlled substance forfeiture program (see Selected Fiscal and Policy Issues #1); and \$39,000 increase to replace two agency vehicles (see Selected Fiscal and Policy Issues #2).

## Section 3

### **Board of Pharmacy Selected Fiscal and Policy Issues**

1. **Controlled Substance Forfeiture Program.** Recommendations include a net decrease of General Revenue by \$22,866 for the controlled substance forfeiture program due to a one-time payment included in the base of \$79,607 offset by an estimated \$56,741 in unexpended balances being carried forward into fiscal year 2014 under the provisions of Rider 2, Controlled Substance Forfeiture Program (see Rider Highlights #2). The controlled substance forfeiture program is an equitable sharing program administered by the Department of Justice (DOJ). The agency receives any proceeds from the sale of forfeited property or similar monetary awards related to their participation in the seizure of controlled substances or contraband. Funds received by this program can only be spent for increasing enforcement under strict guidelines determined by the DOJ. Recommendations continue rider appropriation authority for any new revenues received from the DOJ during the biennium and the authority to appropriate any unexpended funds at the end of fiscal year 2013 (estimated to be \$56,741) in fiscal year 2014.
2. **Vehicle Replacement.** Recommendations include \$39,000 in General Revenue (\$19,500 each fiscal year) to replace two agency vehicles that are expected to exceed 150,000 miles during the 2014-15 biennium. Field investigators use these vehicles to conduct inspections of pharmacies as well as to investigate complaints and violations reported to the agency. Recommendations do not include replacing six additional vehicles that will reach over 100,000 miles during the biennium (see Items Not Included in Recommendations #1).

Section 4

Board of Pharmacy  
Performance Review and Policy Report Highlights

Reports & Recommendations	Report Page	Savings/ (Cost)	Gain/ (Loss)	Fund Type	Included in Introduced Bill	Action Required During Session
---------------------------	----------------	--------------------	-----------------	--------------	--------------------------------	--------------------------------

NO RELATED RECOMMENDATIONS

**Section 5**

**Board of Pharmacy  
Rider Highlights**

- 2. **Controlled Substance Forfeiture Program.** Recommendations amend the rider to reflect that an estimated amount of \$56,741 is included in fiscal year 2014 appropriations only for the purpose of this program (see Selected Fiscal and Policy Issues #1).
- 3. **(former) Contingent Revenue.** Recommendations delete this rider. Additional revenues were generated and appropriations were increased during the biennium for the purposes of this rider. These amounts were also included in the agency's 2014-15 base.

Section 6

Board of Pharmacy  
Items not Included in Recommendations - Senate

In Agency Priority Order

	2014-15 Biennial Total	
	GR & GR-Dedicated	All Funds
1. Restore partial General Revenue funding from reductions realized in previous fiscal years (\$335,339 in fiscal year 2014; \$535,222 in fiscal year 2015).	\$ 870,561	\$ 870,561
a. Replace Computer Equipment and Software: \$130,399		
\$500 for UPS Power Solutions (fiscal year 2014)		
\$4,200 for increasing bandwidth (\$2,100 each year)		
\$63,750 for purchasing computer hardware(\$31,900 in fiscal year 2014; \$31,850 in fiscal year 2015) which includes 25 desktops, 21 laptops, 3 scanners, and 3 printers.		
\$35,549 for software upgrades (\$10,549 fiscal year 2014; \$25,000 fiscal year 2015)		
\$8,400 for annual anti-virus updates/maintenance (\$4,200 each fiscal year)		
\$15,000 for email upgrade (\$15,000 fiscal year 2015)		
\$3,000 for Firewall replacement (fiscal year 2014)		
b. Replace Six Vehicles: \$117,000 (\$19,500 for each vehicle)		
\$39,000 for two vehicles in fiscal year 2014		
\$78,000 for four vehicles in fiscal year 2015		
c. General Revenue for testing of compounded products: \$143,639		
d. General Revenue for scanning of records: \$54,000		
e. General Revenue for merit raises across all agency staff: \$425,523		
2. General Revenue for agency contribution (one percent total base wages and salaries of each employee of the agency) to the Employees Retirement System's Group Benefits Program.	\$ 77,828	\$ 77,828

Section 6

Board of Pharmacy  
Items not Included in Recommendations - Senate

	2014-15 Biennial Total	
	GR & GR-Dedicated	All Funds
3. General Revenue funding for licensing and enforcement divisions (\$1,654,764 for fiscal year 2014; \$1,482,023 for fiscal year 2015) for the following:	\$ 3,136,787	\$ 3,136,787
a. Funding and authority for 15.0 additional FTEs including:		
i. Salaries and wages: \$1,646,982 for the biennium		
\$538,092 for 3.0 Pharmacist II (\$89,682 per FTE each year)		
\$265,536 for 3.0 Inspector VI (\$44,256 per FTE each year)		
\$63,458 for 1.0 Administrative Assistant IV (\$31,729 each year)		
\$177,024 for 2.0 Investigator V (\$44,256 per FTE each year)		
\$152,584 for 2.0 Licensing & Permit Specialist IV (\$38,146 per FTE each year)		
\$93,462 for 1.0 Education Specialist III (\$46,731 each year)		
\$93,462 for 1.0 Program Specialist V (\$46,731 each year)		
\$84,000 for 1.0 System Analyst II (\$42,000 each year)		
\$179,364 for 1.0 Attorney V (\$89,682 each year)		
ii. Other expenses: \$1,262,514 for the biennium		
\$53,774 for Fuels and Lubricants		
\$23,820 for Consumable Supplies		
\$113,000 for Travel		
\$800,000 for Rent--Building		
\$118,950 for Other Operating Expenses		
\$136,500 for Capital (purchase of 3 vehicles)		
\$16,470 for agency contribution (one percent total base wages and salaries of each employee included in the exceptional item) to the Employees Retirement System's Group Benefits Program.		
b. Funding for Health Professions Council Web Administrator: \$51,364 for the biennium.		
c. Funding and authority for Executive Director salary increase from \$106,500 to \$140,000 within Group 4 (increase of \$33,500 each year): \$67,000 for the biennium.		



## Section 6

**Board of Pharmacy**  
**Items not Included in Recommendations - Senate**

d. Funding for the Pharmacist Recovery Network: \$108,927 for the biennium.

<b>Total, Items Not Included in the Recommendations</b>	<b>\$</b>	<b>4,085,176</b>	<b>\$</b>	<b>4,085,176</b>
---	-----------	------------------	-----------	------------------